

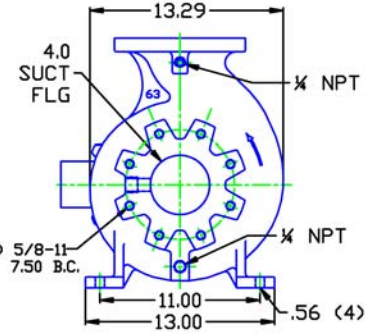
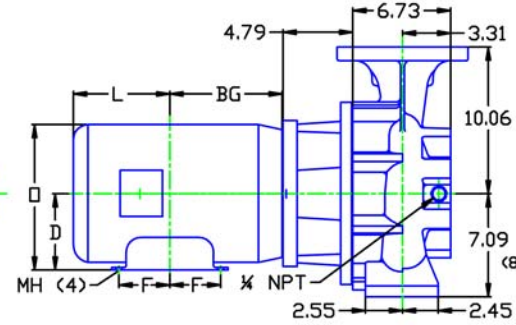
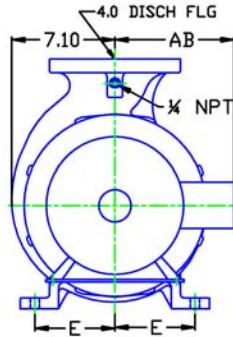
#### MOTOR DIMENSIONS

NEMA JP FRAME 3 PHASE 1750 RPM

HP	Type	Frame	D	E	F	O	AB	BG	L	MH
7.5	ODP	JP213	5.25	4.25	2.75	10.03	7.97	7.22	5.31	.41
10	ODP	JP215	5.25	4.25	3.50	10.03	7.46	7.78	5.93	.41
15	ODP	JP254	6.25	5.00	4.13	11.03	8.17	8.91	6.69	.53
7.5	TEFC	JP213	5.25	4.25	2.75	10.41	8.67	6.00	8.41	.41
10	TEFC	JP215	5.25	4.25	3.50	10.37	8.19	6.77	9.16	.41
15	TEFC	JP254	6.25	5.00	4.13	12.76	10.48	8.13	10.84	.53

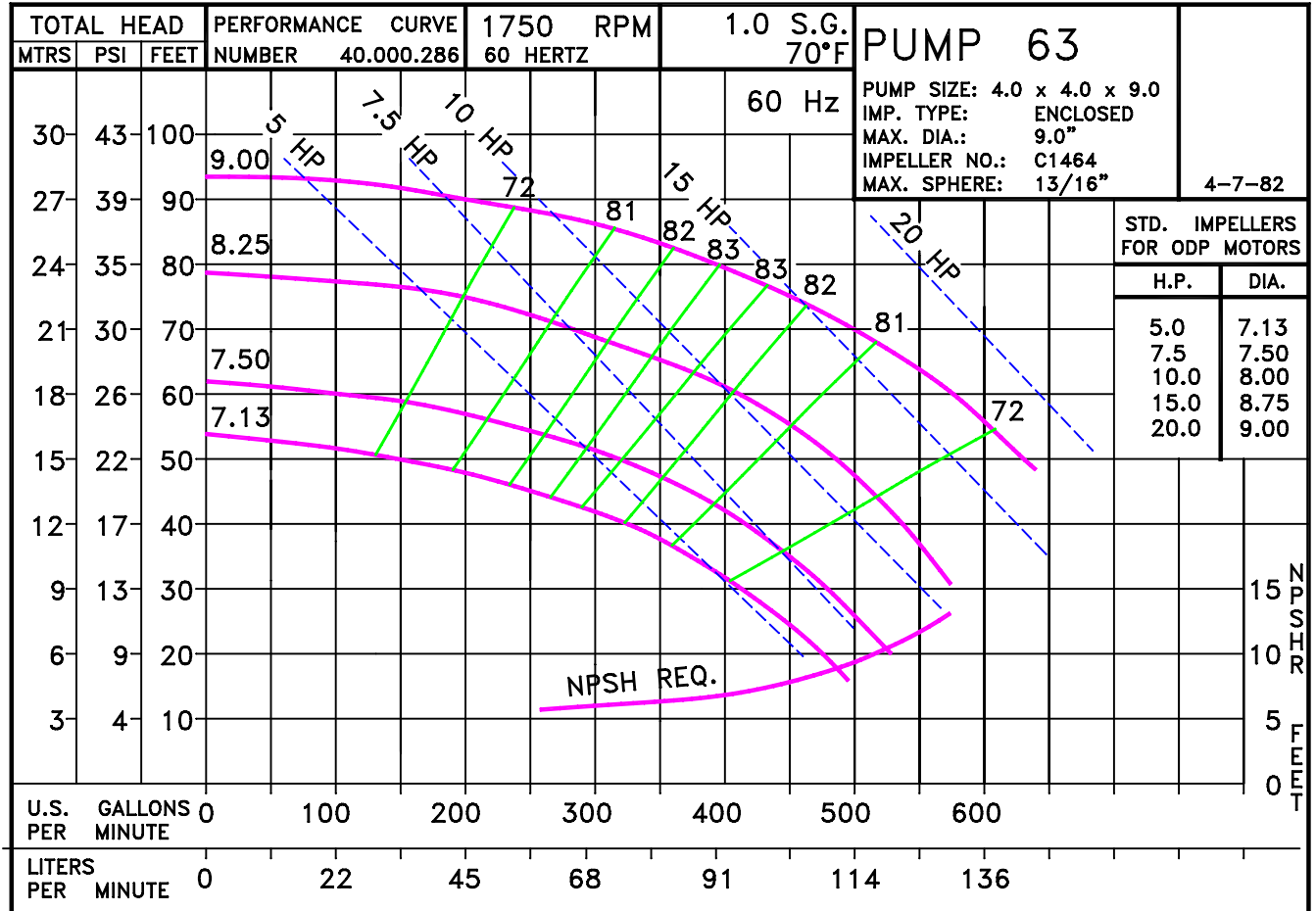
D063JPS215

DRAWING DEPICTS JPS215 10HP ODP MOTOR



ALL DIMENSIONS IN INCHES.

DRAWING REPRESENTS APPROXIMATE PUMP DIMENSIONS. AUTOCAD DRAWING TO SCALE AVAILABLE FROM FACTORY.



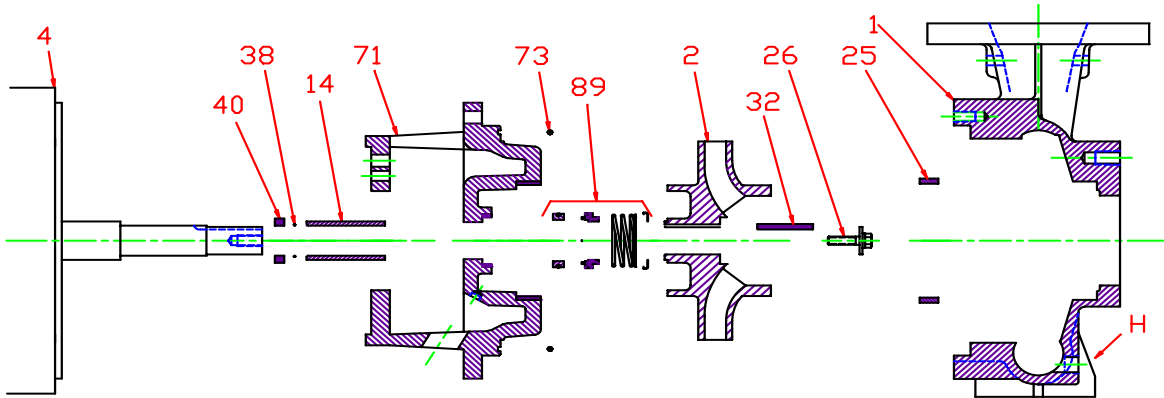
06305DP

D063JP215  
0631750

# 63 JP

0631750JP  
81.001.542 M14

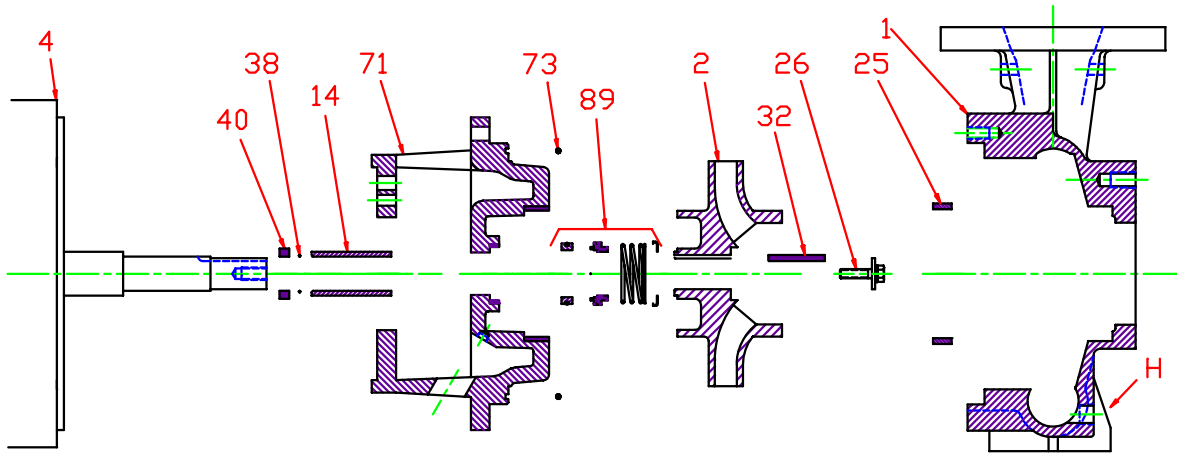
# Pump 63 • Iron • JP Frame • 1750 RPM



KEY NO.	PART NAME	PUMP NO. 63
		JP210/250
1+	CASE, IRON, 4x4 FLG	130.000.256X
2	IMPELLER, ENCLOSED, SPECIFY DIAMETER:	1¼" KEYED
	IRON	137.000.146
	BRONZE	137.000.145
4	MOTOR, JP	See Chart
14*	SHAFT SLEEVE, BRONZE	110.000.397
	SHAFT SLEEVE, STAINLESS	110.000.308
25	WEAR RING, BRONZE	110.000.301
	WEAR RING, STAINLESS	110.000.300
26*	IMPELLER RETAINER, STAINLESS	118.000.640
32*	KEY, STAINLESS	102.000.257
38*	O-RING, SHAFT	116.000.241
40*	FLINGER, STAINLESS	110.000.307
71	ADAPTER, IRON, JP	132.000.269
73*	GASKET, CASE, BUNA	116.000.240
89*	SEALS:	1¼" SEAL
	BN-CARB/CM	101.000.196
	VN-CARB/CM	101.000.216
	VN-CARB/SIL	101.000.221
	VN-SIL/SIL	101.000.231
	EPDM-CARB/SIL	101.000.196B
	EPDM-SIL/SIL	137.001.555
--	° REPAIR KITS:	
	BN-CARB/CM SEAL	118.000.388
	VN-CARB/CM SEAL (S)	118.000.388A
	VN-CARB/SIL SEAL	118.000.388B
	VN-SIL/SIL SEAL (S)	118.000.388C
	EPDM-CARB/SIL SEAL	118.000.388D
	EPDM-SIL/SIL SEAL	118.000.388E

\* DENOTES COMPONENTS INCLUDED IN REPAIR KIT.  
 + INCLUDES BRONZE WEAR RING. FOR STEEL WEAR RING, REPLACE SUFFIX "X" WITH  
 ° THE REPAIR KIT INCLUDES THE BRONZE SHAFT SLEEVE EXCEPT THE (S) INDICATED,  
 WHICH IS STAINLESS.

**Pump 63 • Iron • JP Frame • 1750 RPM**



**CONSTRUCTION OPTIONS**

KEY	PART NAME	STANDARD FITTED	BRONZE FITTED	ALL IRON
1	Case	Iron	Iron	Iron
2	Impeller	Iron	Bronze	Iron
14	Shaft Sleeve	Bronze	Bronze	Stainless
25	Wear Ring, Case	Bronze	Bronze	Stainless
26	Impeller Retainer	Stainless	Stainless	Stainless
32	Key	Stainless	Stainless	Stainless
38	Shaft O-Ring	BUNA	BUNA	BUNA
40	Flinger	Stainless	Stainless	Stainless
71	Adapter	Iron	Iron	Iron
73	Gasket, Case	BUNA	BUNA	BUNA
89	Mechanical Seal, Type 21 BN-CM	Standard	Standard	Standard
H	Plug, Drain	Brass	Brass	Plated Steel

E063JP210

A15

C0631750JP